

Luminaire Photograph



Light Output Ratio:	45.4%	
Luminaire Power:	13.59 W	
SHR Nominal:	0.75	Calculated using the TM5
SHR Maximum:	0.75	fine grid method.

C Range: 0 - 360DEG
C Interval: 30.0DEG
Test Speed: HIGH
Temperature: 25.3 °C
Operators: zoe
Test Date: 2023-6-27

γ Range: 0 - 180DEG
 γ Interval: 1.0DEG
Test System: EVERFINE GO-SPEX500_V1 SYSTEM V2.00.461
Humidity: 65.0%
Test Distance: 3.160m [K=1.0000]
Remarks: LAMP: BXRE-30H1000-A-83 Ra: 97
LENS: HLTJ00281 HL-52 55R+SG-004
DRIVER: RISE DRIVER 350mA
30minutes warm-up

LUMINOUS INTENSITY DISTRIBUTION DIAGRAM

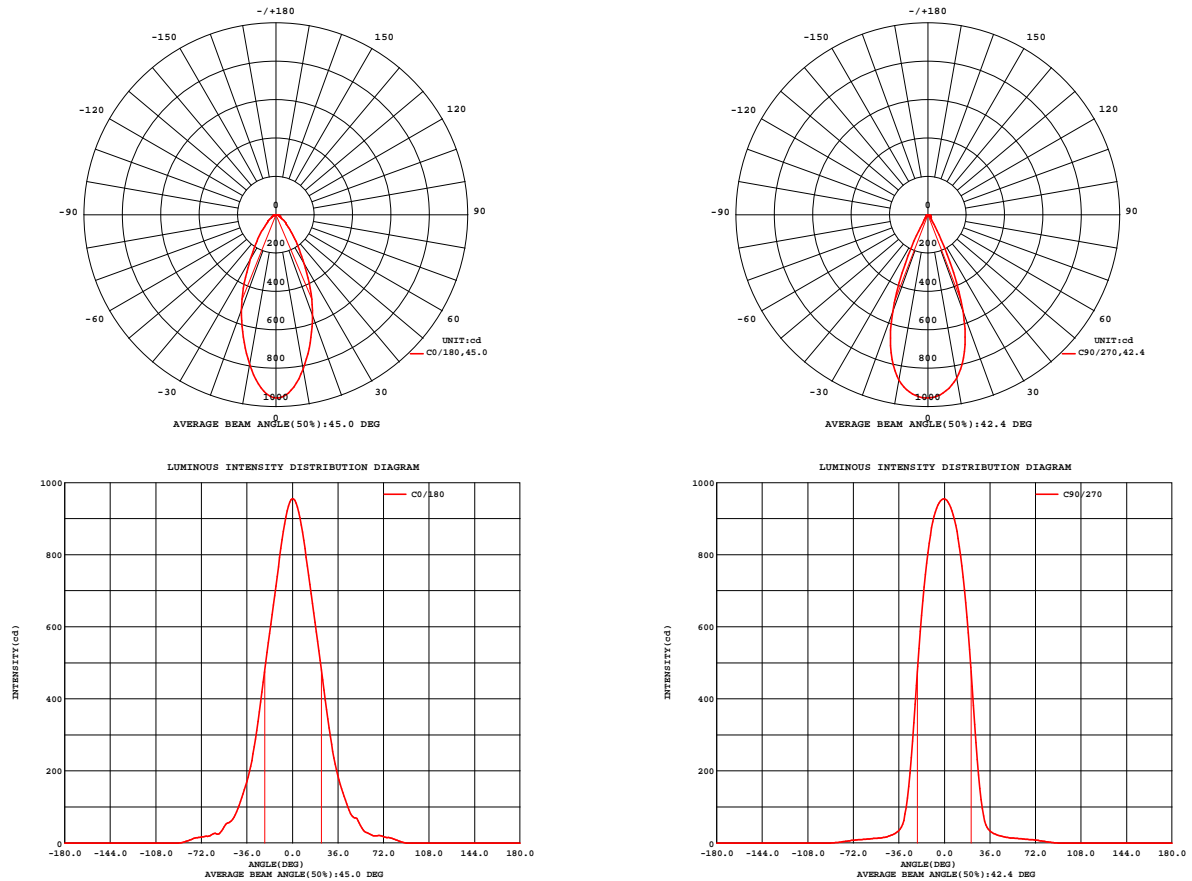


Fig. C0/C180

Fig. C90/C270

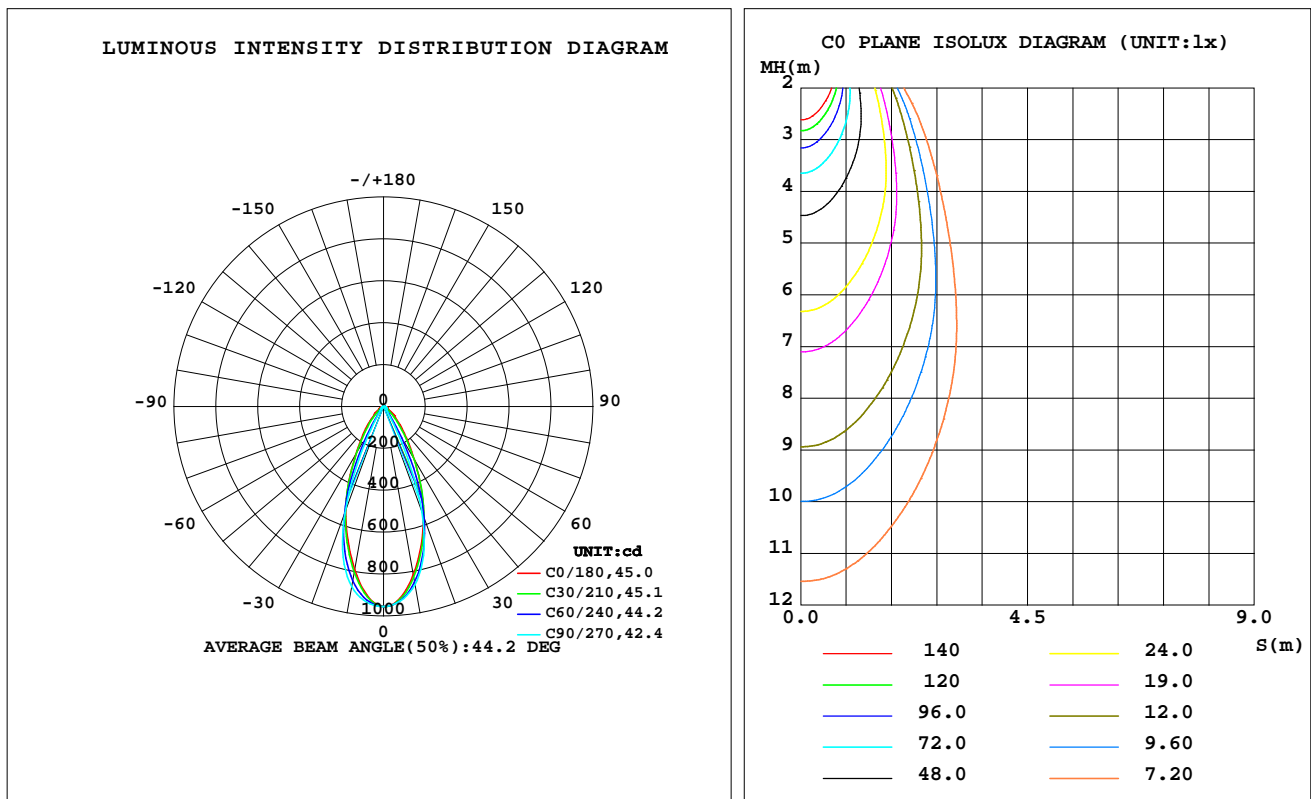
C Range: 0 - 360DEG
C Interval: 30.0DEG
Test Speed: HIGH
Temperature: 25.3 °C
Operators: zoe
Test Date: 2023-6-27

γ Range: 0 - 180DEG
γ Interval: 1.0DEG
Test System: EVERFINE GO-SPEX500_V1 SYSTEM V2.00.461
Humidity: 65.0%
Test Distance: 3.160m [K=1.0000]
Remarks: LAMP: BXRE-30H1000-A-83 Ra: 97
LENS: HLTJ00281 HL-52 55R+SG-004
DRIVER: RISE DRIVER 350mA
30minutes warm-up

LUMINAIRE PHOTOMETRIC TEST REPORT

Test:U:120.10V I:0.1147A P:13.589W PF:0.9844 Freq:59.98Hz Lamp Flux:1339.9x1 lm		
NAME: 2319.201Z-H3AM-350	TYPE:	WEIGHT:
SPEC.: 3000K	DIM.:	SERIAL No.: 2306270756
MFR.: RISE	SUR.: 0.002826m2	Shielding Angle:

DATA OF LAMP		PHOTOMETRIC DATA Eff: 44.76 lm/W			
MODEL	Brideglux	I _{max} (cd)	955.0	S/MH(C0/180)	0.68
NOMINAL POWER(W)	13	LOR(%)	45.4	S/MH(C90/270)	0.64
RATED VOLTAGE(V)	120	TOTAL FLUX(lm)	608.31	η UP,DN(C0-180)	0.0,22.9
NOMINAL FLUX(lm)	1339.9	CIE CLASS	DIRECT	η UP,DN(C180-360)	0.0,22.5
LAMPS INSIDE	1	η up(%)	0.0	CIBSE SHR NOM	0.75
TEST VOLTAGE(V)	120	η down(%)	45.4	CIBSE SHR MAX	0.75



C Range: 0 - 360DEG
C Interval: 30.0DEG
Test Speed: HIGH
Temperature:25.3℃
Operators:zoe
Test Date:2023-6-27

γ Range: 0 - 180DEG
γ Interval: 1.0DEG
Test System:EVERFINE GO-SPEX500_V1 SYSTEM V2.00.461
Humidity:65.0%
Test Distance:3.160m [K=1.0000]
Remarks: LAMP:BXRE-30H1000-A-83 Ra:97
LENS: HLTJ00281 HL-52 55R+SG-004
DRIVER: RISE DRIVER 350mA
30minutes warm-up

ZONAL FLUX DIAGRAM

ZONAL FLUX DIAGRAM:

γ	C0	C45	C90	C135	C180	C225	C270	C315	γ	Φ zone	Φ total	%lum,lamp
10	816.4	839.9	864.2	822.3	792.1	825.5	874.2	840.0	0- 10	85.19	85.19	14,6.36
20	559.7	567.7	536.4	543.7	528.5	540.5	539.5	563.8	10- 20	194.3	279.5	45.9,20.9
30	296.2	233.9	95.13	224.8	267.2	210.0	98.25	247.3	20- 30	169.2	448.7	73.8,33.5
40	139.5	73.51	24.88	73.30	125.3	66.47	24.48	81.58	30- 40	79.89	528.6	86.9,39.4
50	69.49	26.63	15.11	27.90	56.50	23.58	14.14	30.90	40- 50	37.98	566.5	93.1,42.3
60	27.11	13.95	11.95	14.27	25.57	12.40	11.16	14.22	50- 60	19.71	586.3	96.4,43.8
70	20.05	7.340	8.911	7.959	17.72	6.540	8.335	8.176	60- 70	11.92	598.2	98.3,44.6
80	11.19	3.939	4.026	3.860	9.760	3.136	3.566	4.107	70- 80	7.810	606.0	99.6,45.2
90	0	0	0	0	0	0	0	0	80- 90	2.314	608.3	100,45.4
100	0	0	0	0	0	0	0	0	90-100	0	608.3	100,45.4
110	0	0	0	0	0	0	0	0	100-110	0	608.3	100,45.4
120	0	0	0	0	0	0	0	0	110-120	0	608.3	100,45.4
130	0	0	0	0	0	0	0	0	120-130	0	608.3	100,45.4
140	0	0	0	0	0	0	0	0	130-140	0	608.3	100,45.4
150	0	0	0	0	0	0	0	0	140-150	0	608.3	100,45.4
160	0	0	0	0	0	0	0	0	150-160	0	608.3	100,45.4
170	0	0	0	0	0	0	0	0	160-170	0	608.3	100,45.4
180	0	0	0	0	0	0	0	0	170-180	0	608.3	100,45.4
DEG	LUMINOUS INTENSITY:cd									UNIT:lm		

C Range: 0 - 360DEG
C Interval: 30.0DEG
Test Speed: HIGH
Temperature:25.3℃
Operators:zoe
Test Date:2023-6-27

γ Range: 0 - 180DEG
 γ Interval: 1.0DEG
Test System:EVERFINE GO-SPEX500_V1 SYSTEM V2.00.461
Humidity:65.0%
Test Distance:3.160m [K=1.0000]
Remarks: LAMP:BXRE-30H1000-A-83 Ra:97
LENS: HLTJ00281 HL-52 55R+SG-004
DRIVER: RISE DRIVER 350mA
30minutes warm-up

LUMINANCE LIMITATION CURVES

Test:U:120.10V I:0.1147A P:13.589W PF:0.9844 Freq:59.98Hz
Lamp Flux:1339.9x1 lm

NAME: 2319.201Z-H3AM-350

TYPE:

WEIGHT:

SPEC.: 3000K

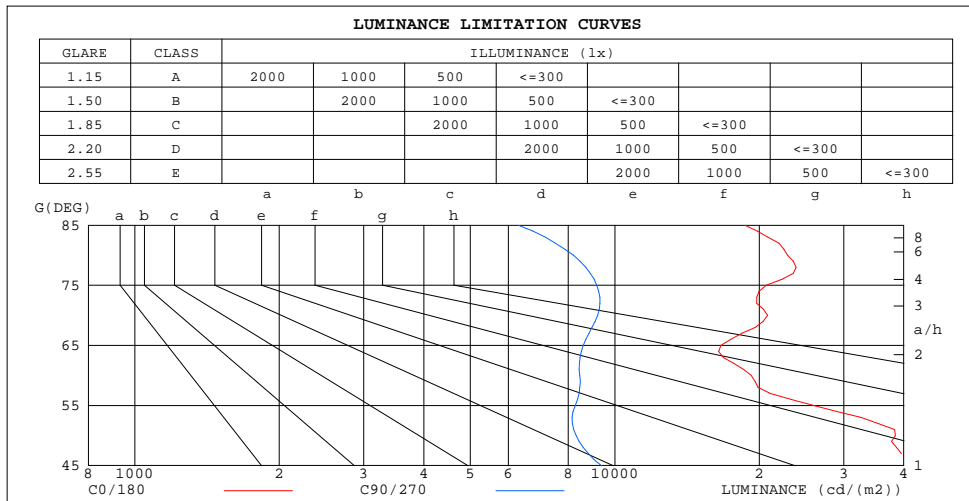
DIM.:

SERIAL No.: 2306270756

MFR.: RISE

SUR.: 0.002826m2

Shielding Angle:



LUMINANCE cd/(m2)		
G(DEG)	C0/180	C90/270
85	18696	6305
80	22890	8192
75	20693	9172
70	20818	9205
65	16623	8593
60	19258	8446
55	26018	8267
50	38397	8307
45	45171	9384

C Range: 0 - 360DEG
C Interval: 30.0DEG
Test Speed: HIGH
Temperature:25.3℃
Operators:zoe
Test Date:2023-6-27

γ Range: 0 - 180DEG
γ Interval: 1.0DEG
Test System:EVERFINE GO-SPEX500_V1 SYSTEM V2.00.461
Humidity:65.0%
Test Distance:3.160m [K=1.0000]
Remarks: LAMP:BXRE-30H1000-A-83 Ra:97
LENS: HLTJ00281 HL-52 55R+SG-004
DRIVER: RISE DRIVER 350mA
30minutes warm-up

CU AND LUMINAIRE BUDGETARY ESTIMATE DIAGRAM

Test:U:120.10V I:0.1147A P:13.589W PF:0.9844 Freq:59.98Hz
Lamp Flux:1339.9x1 lm

NAME: 2319.201Z-H3AM-350

TYPE:

WEIGHT:

SPEC.: 3000K

DIM.:

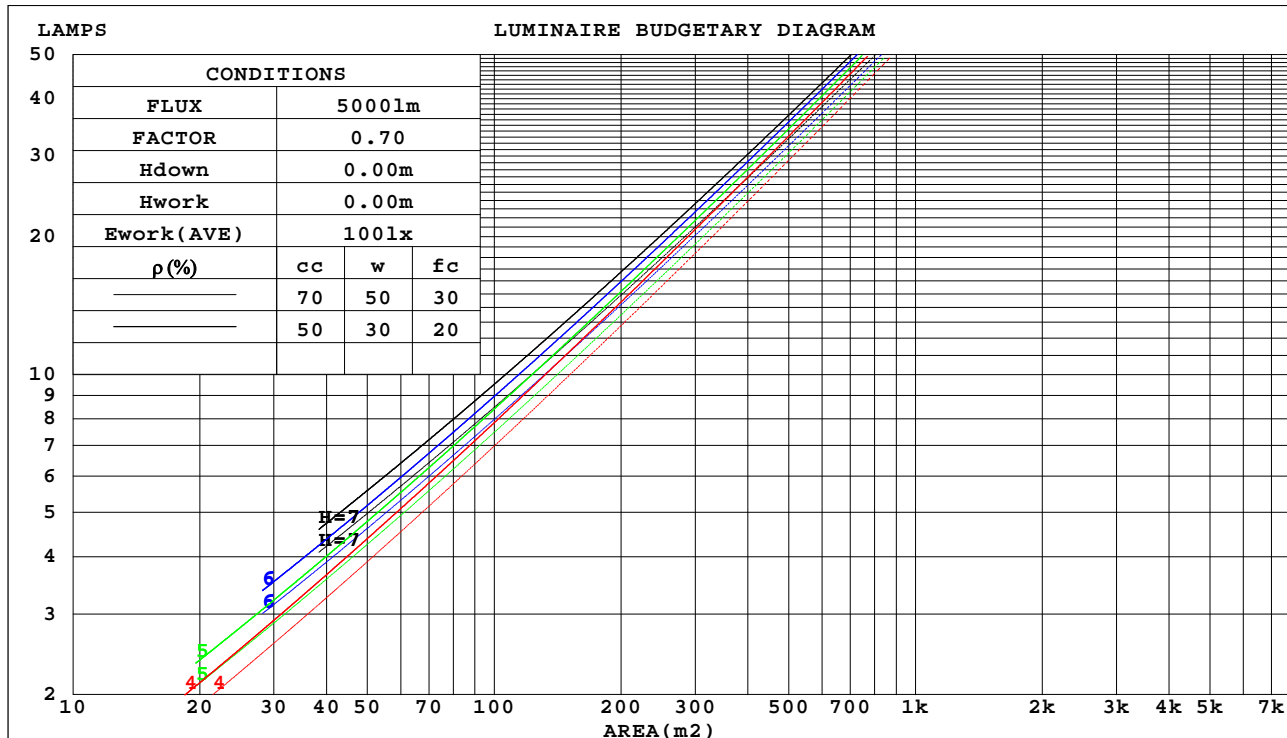
SERIAL No.: 2306270756

MFR.: RISE

SUR.: 0.002826m2

Shielding Angle:

ρ_{cc}	80%			70%			50%			30%			10%			0
ρ_w	50%	30%	10%	50%	30%	10%	50%	30%	10%	50%	30%	10%	50%	30%	10%	0
ρ_{fc}	20%			20%			20%			20%			20%			0
RCR	RCR:Room Cavity Ratio						Coefficients of Utilization(CU)									
0.0	.54	.54	.54	.53	.53	.53	.50	.50	.50	.48	.48	.48	.46	.46	.46	.45
1.0	.50	.49	.48	.49	.48	.47	.47	.46	.46	.46	.45	.44	.44	.43	.43	.42
2.0	.46	.45	.43	.46	.44	.42	.44	.43	.42	.43	.42	.41	.42	.41	.40	.39
3.0	.43	.41	.39	.43	.41	.39	.41	.40	.38	.40	.39	.38	.39	.38	.37	.36
4.0	.41	.38	.36	.40	.38	.36	.39	.37	.35	.38	.36	.35	.37	.36	.35	.34
5.0	.38	.35	.33	.38	.35	.33	.37	.35	.33	.36	.34	.33	.35	.34	.32	.32
6.0	.36	.33	.31	.36	.33	.31	.35	.33	.31	.34	.32	.31	.34	.32	.31	.30
7.0	.34	.31	.29	.34	.31	.29	.33	.31	.29	.32	.30	.29	.32	.30	.29	.28
8.0	.32	.29	.28	.32	.29	.28	.31	.29	.27	.31	.29	.27	.30	.29	.27	.27
9.0	.31	.28	.26	.30	.28	.26	.30	.28	.26	.29	.27	.26	.29	.27	.26	.25
10.0	.29	.26	.25	.29	.26	.25	.28	.26	.25	.28	.26	.25	.28	.26	.25	.24



C Range: 0 - 360DEG
C Interval: 30.0DEG
Test Speed: HIGH
Temperature:25.3℃
Operators:zoe
Test Date:2023-6-27

γ Range: 0 - 180DEG
 γ Interval: 1.0DEG
Test System:EVERFINE GO-SPEX500_V1 SYSTEM V2.00.461
Humidity:65.0%
Test Distance:3.160m [K=1.0000]
Remarks: LAMP:BXRE-30H1000-A-83 Ra:97
LENS: HLTJ00281 HL-52 55R+SG-004
DRIVER: RISE DRIVER 350mA
30minutes warm-up

WEC AND CCEC

Test:U:120.10V I:0.1147A P:13.589W PF:0.9844 Freq:59.98Hz Lamp Flux:1339.9x1 lm		
NAME: 2319.201Z-H3AM-350	TYPE:	WEIGHT:
SPEC.: 3000K	DIM.:	SERIAL No.: 2306270756
MFR.: RISE	SUR.: 0.002826m2	Shielding Angle:

pcc	80%			70%			50%			30%			10%			0
pw	50%	30%	10%	50%	30%	10%	50%	30%	10%	50%	30%	10%	50%	30%	10%	0
pfc	20%			20%			20%			20%			20%			0
RCR	RCR:Room Cavity Ratio						Wall Exitance Coefficients(WEC)									
0.0																
1.0	.085	.049	.015	.082	.047	.015	.077	.044	.014	.071	.041	.013	.066	.038	.012	
2.0	.081	.044	.014	.078	.043	.013	.073	.041	.013	.069	.039	.012	.065	.037	.012	
3.0	.076	.040	.012	.074	.039	.012	.070	.038	.011	.066	.036	.011	.062	.034	.011	
4.0	.072	.037	.011	.070	.036	.011	.066	.035	.010	.063	.034	.010	.060	.032	.010	
5.0	.068	.034	.010	.066	.034	.010	.063	.033	.010	.060	.032	.009	.057	.031	.009	
6.0	.064	.032	.009	.063	.032	.009	.060	.031	.009	.057	.030	.009	.055	.029	.009	
7.0	.061	.030	.009	.060	.030	.008	.057	.029	.008	.055	.028	.008	.053	.027	.008	
8.0	.058	.028	.008	.057	.028	.008	.055	.027	.008	.053	.027	.008	.051	.026	.008	
9.0	.055	.027	.007	.054	.026	.007	.052	.026	.007	.050	.025	.007	.049	.025	.007	
10.0	.053	.025	.007	.052	.025	.007	.050	.025	.007	.048	.024	.007	.047	.024	.007	

pcc	80%			70%			50%			30%			10%			0	
pw	50%	30%	10%	50%	30%	10%	50%	30%	10%	50%	30%	10%	50%	30%	10%	0	
pfc	20%			20%			20%			20%			20%			0	
RCR	RCR:Room Cavity Ratio						Ceiling Cavity Exitance Coefficients(CCEC)										
0.0	.086	.086	.086	.074	.074	.074	.050	.050	.050	.029	.029	.029	.009	.009	.009		
1.0	.078	.071	.065	.067	.061	.056	.046	.042	.039	.026	.024	.023	.008	.008	.007		
2.0	.071	.060	.051	.061	.052	.044	.042	.036	.031	.024	.021	.018	.008	.007	.006		
3.0	.066	.052	.040	.056	.044	.035	.039	.031	.025	.022	.018	.014	.007	.006	.005		
4.0	.061	.045	.033	.052	.039	.028	.036	.027	.020	.021	.016	.012	.007	.005	.004		
5.0	.057	.040	.027	.049	.034	.023	.034	.024	.017	.020	.014	.010	.006	.005	.003		
6.0	.053	.035	.023	.046	.031	.020	.032	.021	.014	.018	.013	.008	.006	.004	.003		
7.0	.050	.032	.019	.043	.028	.017	.030	.019	.012	.017	.011	.007	.006	.004	.002		
8.0	.048	.029	.016	.041	.025	.014	.028	.018	.010	.017	.010	.006	.005	.003	.002		
9.0	.045	.027	.014	.039	.023	.012	.027	.016	.009	.016	.010	.005	.005	.003	.002		
10.0	.043	.025	.013	.037	.021	.011	.026	.015	.008	.015	.009	.005	.005	.003	.002		

C Range: 0 - 360DEG
C Interval: 30.0DEG
Test Speed: HIGH
Temperature:25.3℃
Operators:zoe
Test Date:2023-6-27

γ Range: 0 - 180DEG
γ Interval: 1.0DEG
Test System:EVERFINE GO-SPEX500_V1 SYSTEM V2.00.461
Humidity:65.0%
Test Distance:3.160m [K=1.0000]
Remarks: LAMP:BXRE-30H1000-A-83 Ra:97
LENS: HLTJ00281 HL-52 55R+SG-004
DRIVER: RISE DRIVER 350mA
30minutes warm-up

UGR(Unified Glare Rating) Table

Test:U:120.10V I:0.1147A P:13.589W PF:0.9844 Freq:59.98Hz Lamp Flux:1339.9x1 lm										
NAME: 2319.201Z-H3AM-350					TYPE:			WEIGHT:		
SPEC.: 3000K					DIM.:			SERIAL No.: 2306270756		
MFR.: RISE					SUR.: 0.002826m2			Shielding Angle:		
ceiling/cavity	0.7	0.7	0.5	0.5	0.3	0.7	0.7	0.5	0.5	0.3
walls	0.5	0.3	0.5	0.3	0.3	0.5	0.3	0.5	0.3	0.3
working plane	0.2	0.2	0.2	0.2	0.2	0.2	0.2	0.2	0.2	0.2
Room dimensions	Viewed crosswise					Viewed endwise				
x = 2H y = 2H	20.3	21.3	20.5	21.4	21.6	13.7	14.7	14.0	14.8	15.0
3H	20.9	21.8	21.2	22.0	22.2	14.9	15.7	15.1	15.9	16.2
4H	21.4	22.2	21.7	22.5	22.7	15.5	16.4	15.8	16.6	16.8
6H	22.0	22.8	22.3	23.0	23.3	16.1	16.9	16.4	17.1	17.4
8H	22.2	23.0	22.5	23.2	23.5	16.2	17.0	16.5	17.2	17.5
12H	22.4	23.1	22.7	23.4	23.6	16.3	17.1	16.6	17.3	17.6
4H 2H	20.2	21.0	20.4	21.2	21.4	14.3	15.1	14.5	15.3	15.5
3H	20.9	21.6	21.2	21.9	22.2	15.5	16.2	15.8	16.5	16.8
4H	21.5	22.1	21.8	22.4	22.7	16.3	16.9	16.6	17.2	17.6
6H	22.2	22.8	22.6	23.2	23.5	17.0	17.5	17.3	17.9	18.2
8H	22.6	23.1	23.0	23.5	23.8	17.2	17.7	17.6	18.1	18.4
12H	22.8	23.3	23.2	23.6	24.0	17.3	17.8	17.7	18.2	18.6
8H 4H	21.4	22.0	21.8	22.3	22.7	16.6	17.1	17.0	17.5	17.8
6H	22.3	22.7	22.7	23.1	23.5	17.4	17.8	17.8	18.2	18.6
8H	22.6	23.0	23.1	23.4	23.9	17.7	18.1	18.1	18.5	18.9
12H	22.9	23.2	23.4	23.7	24.2	17.9	18.2	18.3	18.6	19.1
12H 4H	21.4	21.9	21.8	22.2	22.6	16.6	17.1	17.0	17.5	17.9
6H	22.2	22.6	22.7	23.1	23.5	17.5	17.9	17.9	18.3	18.7
8H	22.6	23.0	23.1	23.4	23.9	17.8	18.1	18.3	18.6	19.0
Variations with the observer position at spacings(CIE Pub.117):										
S = 1.0H	+ 1.1 / - 1.0					+ 0.4 / - 0.4				
1.5H	+ 2.0 / - 1.5					+ 0.9 / - 0.3				
2.0H	+ 2.6 / - 1.5					+ 0.2 / - 0.5				

CIE Pub.117, 1340 lm Total Lamp Luminous Flux Correct (8log(F/F0) = 1.0)
Area: 0.002826 m2

C Range: 0 - 360DEG
C Interval: 30.0DEG
Test Speed: HIGH
Temperature:25.3℃
Operators:zoe
Test Date:2023-6-27

γ Range: 0 - 180DEG
γ Interval: 1.0DEG
Test System:EVERFINE GO-SPEX500_V1 SYSTEM V2.00.461
Humidity:65.0%
Test Distance:3.160m [K=1.0000]
Remarks: LAMP:BXRE-30H1000-A-83 Ra:97
LENS: HLTJ00281 HL-52 55R+SG-004
DRIVER: RISE DRIVER 350mA
30minutes warm-up

UTILIZATION FACTORS TABLE

Test:U:120.10V I:0.1147A P:13.589W PF:0.9844 Freq:59.98Hz Lamp Flux:1339.9x1 lm		
NAME: 2319.201Z-H3AM-350	TYPE:	WEIGHT:
SPEC.: 3000K	DIM.:	SERIAL No.: 2306270756
MFR.: RISE	SUR.: 0.002826m2	Shielding Angle:

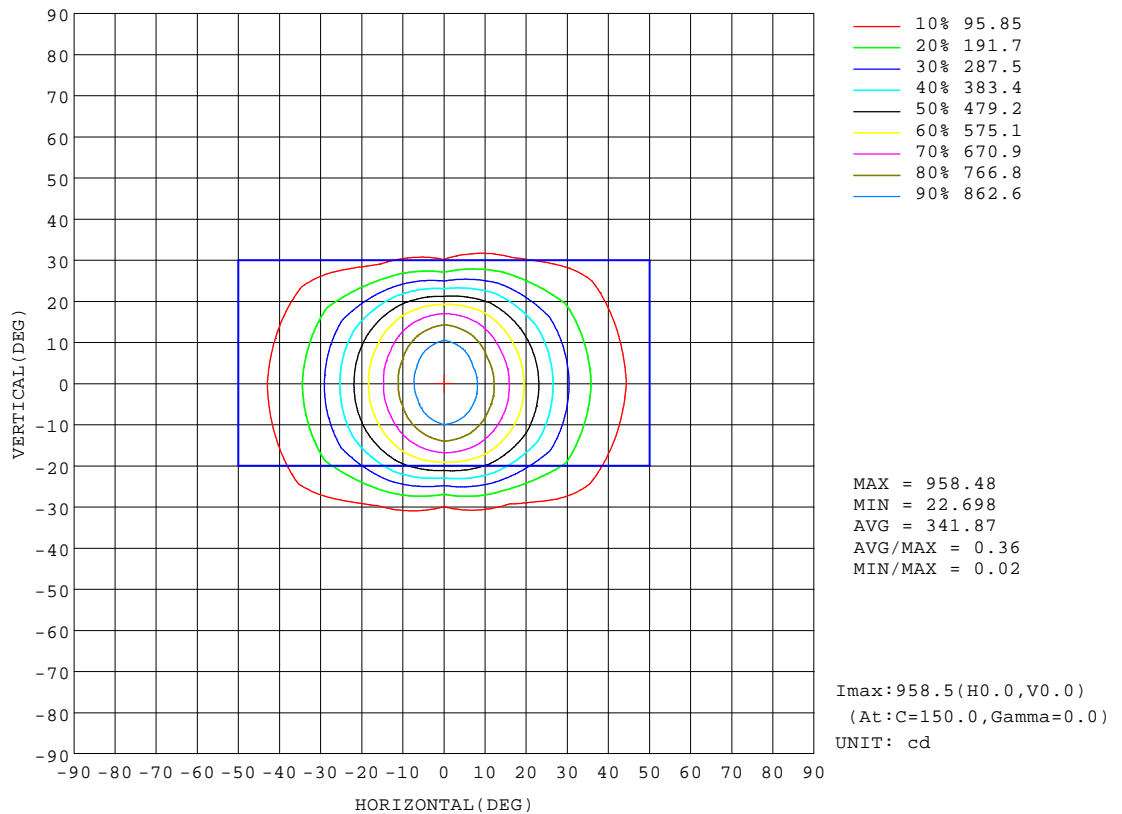
REFLECTANCE										
Ceiling	0.8	0.8	0.8	0.7	0.7	0.7	0.5	0.5	0.5	0
Walls	0.7	0.5	0.3	0.7	0.5	0.3	0.7	0.5	0.3	0
Working plane	0.2	0.2	0.2	0.2	0.2	0.2	0.2	0.2	0.2	0
ROOM INDEX	UTILIZATION FACTORS(PERCENT) $k(RI) \times RCR = 5$									
k = 0.60	38	35	33	38	35	33	37	34	33	31
0.80	41	38	36	41	38	36	41	38	36	34
1.00	44	41	39	43	41	39	43	41	39	37
1.25	46	43	41	45	43	41	44	42	41	39
1.50	47	45	43	46	44	43	45	44	42	40
2.00	48	46	45	48	46	44	47	45	44	41
2.50	49	47	46	49	47	45	47	46	45	42
3.00	50	48	47	49	48	47	48	47	46	42
4.00	51	50	49	50	49	48	49	48	47	43
5.00	52	51	50	51	50	49	49	48	48	44
ROOM INDEX	UF(total)									Direct
According to DIN EN 13032-2 2004			Suspended					SHRNOM = 1.25		

C Range: 0 - 360DEG
C Interval: 30.0DEG
Test Speed: HIGH
Temperature:25.3℃
Operators:zoe
Test Date:2023-6-27

γ Range: 0 - 180DEG
γ Interval: 1.0DEG
Test System:EVERFINE GO-SPEX500_V1 SYSTEM V2.00.461
Humidity:65.0%
Test Distance:3.160m [K=1.0000]
Remarks: LAMP:BXRE-30H1000-A-83 Ra:97
LENS: HLTJ00281 HL-52 55R+SG-004
DRIVER: RISE DRIVER 350mA
30minutes warm-up

ISOCANDELA DIAGRAM

Test:U:120.10V I:0.1147A P:13.589W PF:0.9844 Freq:59.98Hz Lamp Flux:1339.9x1 lm		
NAME: 2319.201Z-H3AM-350	TYPE:	WEIGHT:
SPEC.: 3000K	DIM.:	SERIAL No.: 2306270756
MFR.: RISE	SUR.: 0.002826m2	Shielding Angle:

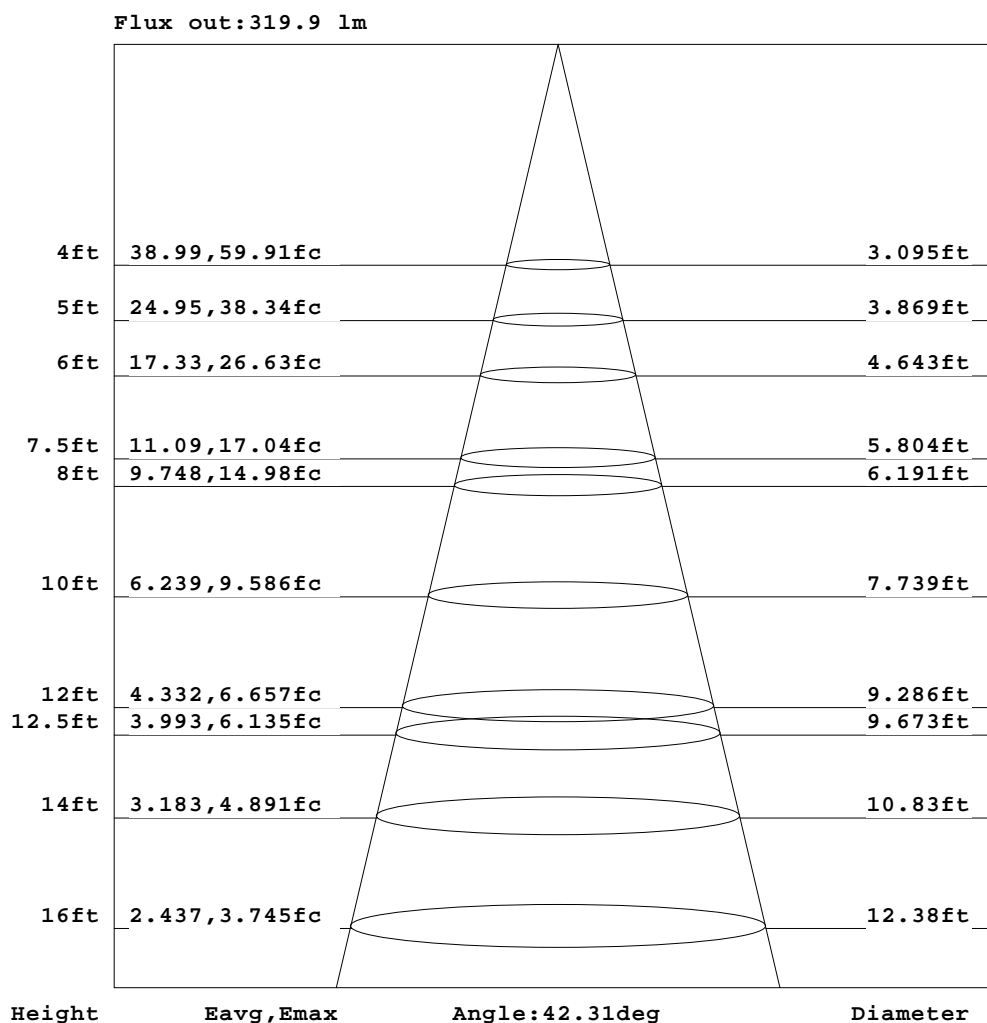


C Range: 0 - 360DEG
C Interval: 30.0DEG
Test Speed: HIGH
Temperature:25.3℃
Operators:zoe
Test Date:2023-6-27

γ Range: 0 - 180DEG
γ Interval: 1.0DEG
Test System:EVERFINE GO-SPEX500_V1 SYSTEM V2.00.461
Humidity:65.0%
Test Distance:3.160m [K=1.0000]
Remarks: LAMP:BXRE-30H1000-A-83 Ra:97
LENS: HLTJ00281 HL-52 55R+SG-004
DRIVER: RISE DRIVER 350mA
30minutes warm-up

AAI Figure

Test:U:120.10V I:0.1147A P:13.589W PF:0.9844 Freq:59.98Hz Lamp Flux:1339.9x1 lm		
NAME: 2319.201Z-H3AM-350	TYPE:	WEIGHT:
SPEC.: 3000K	DIM.:	SERIAL No.: 2306270756
MFR.: RISE	SUR.: 0.002826m2	Shielding Angle:



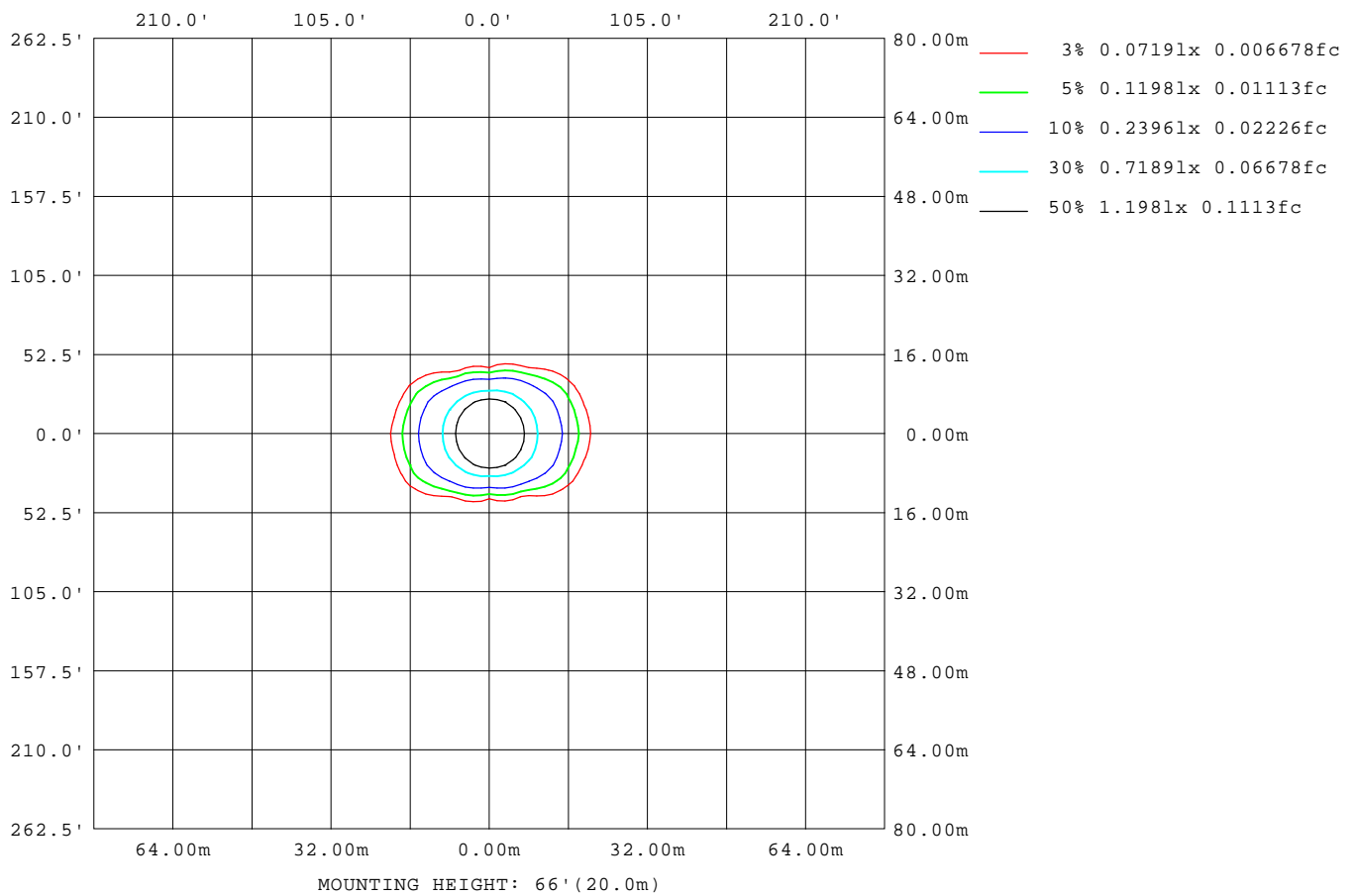
Note: The Curves indicate the illuminated area and the average illumination when the luminaire is at different distance.

C Range: 0 - 360DEG
C Interval: 30.0DEG
Test Speed: HIGH
Temperature: 25.3°C
Operators: zoe
Test Date: 2023-6-27

γ Range: 0 - 180DEG
γ Interval: 1.0DEG
Test System: EVERFINE GO-SPEX500_V1 SYSTEM V2.00.461
Humidity: 65.0%
Test Distance: 3.160m [K=1.0000]
Remarks: LAMP: BXRE-30H1000-A-83 Ra: 97
LENS: HLTJ00281 HL-52 55R+SG-004
DRIVER: RISE DRIVER 350mA
30minutes warm-up

ISOLUX DIAGRAM

Test:U:120.10V I:0.1147A P:13.589W PF:0.9844 Freq:59.98Hz Lamp Flux:1339.9x1 lm		
NAME: 2319.201Z-H3AM-350	TYPE:	WEIGHT:
SPEC.: 3000K	DIM.:	SERIAL No.: 2306270756
MFR.: RISE	SUR.: 0.002826m2	Shielding Angle:



C Range: 0 - 360DEG
C Interval: 30.0DEG
Test Speed: HIGH
Temperature:25.3°C
Operators:zoe
Test Date:2023-6-27

γ Range: 0 - 180DEG
γ Interval: 1.0DEG
Test System:EVERFINE GO-SPEX500_V1 SYSTEM V2.00.461
Humidity:65.0%
Test Distance:3.160m [K=1.0000]
Remarks: LAMP:BXRE-30H1000-A-83 Ra:97
LENS: HLTJ00281 HL-52 55R+SG-004
DRIVER: RISE DRIVER 350mA
30minutes warm-up

LED Avg.L Report

Test:U:120.10V I:0.1147A P:13.589W PF:0.9844 Freq:59.98Hz Lamp Flux:1339.9x1 lm		
NAME: 2319.201Z-H3AM-350	TYPE:	WEIGHT:
SPEC.: 3000K	DIM.:	SERIAL No.: 2306270756
MFR.: RISE	SUR.: 0.002826m2	Shielding Angle:

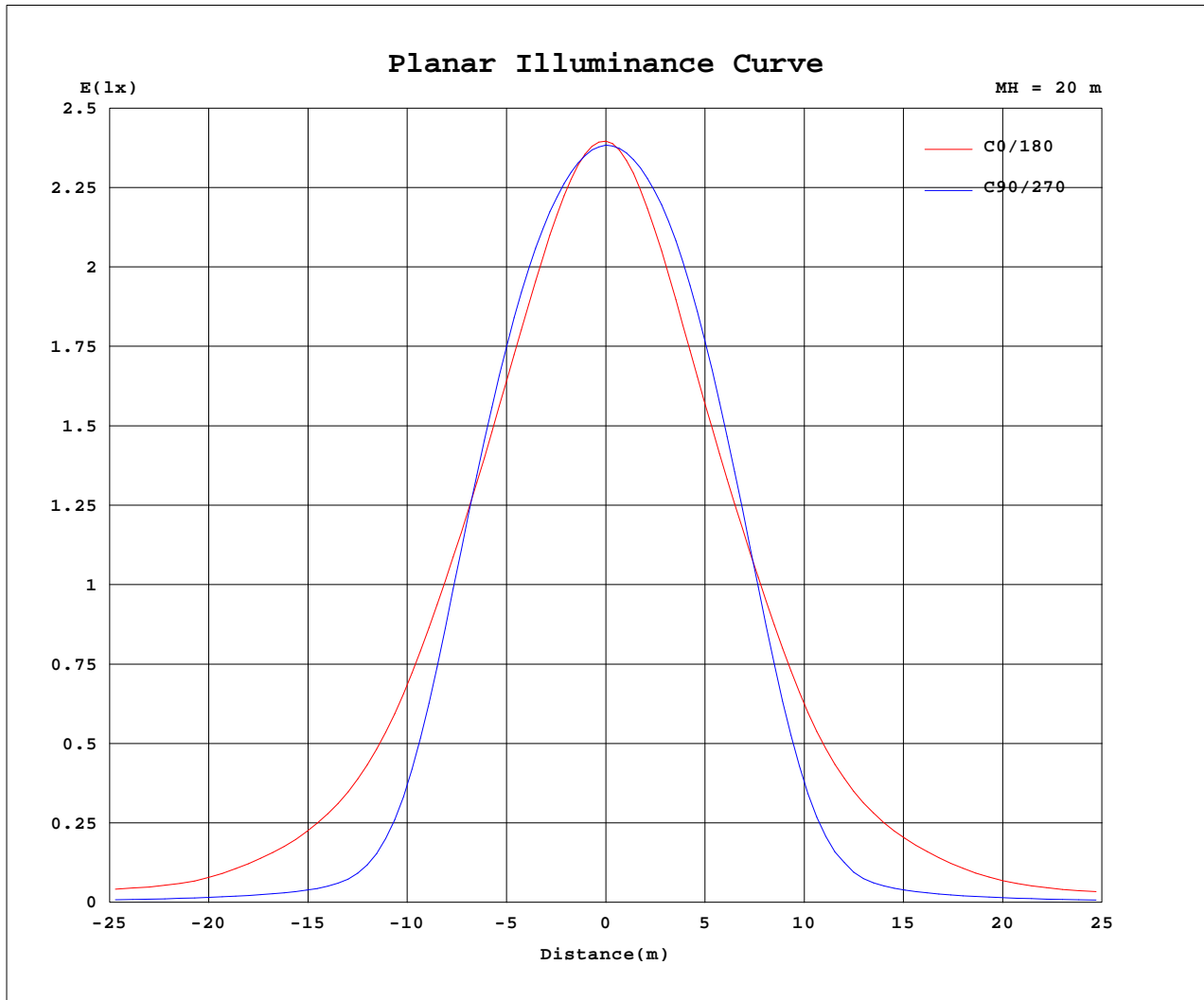
AvgL	cd/m2
L_0~180(65)av	16829
L_0~180(75)av	20532
L_0~180(85)av	16175
L_90~270(65)av	8375
L_90~270(75)av	8810
L_90~270(85)av	5774
L_45(65)av	7852
L_45(75)av	7158
L_45(85)av	6089

Standard: GB/T 29293-2012

C Range: 0 - 360DEG
C Interval: 30.0DEG
Test Speed: HIGH
Temperature:25.3℃
Operators:zoe
Test Date:2023-6-27

γ Range: 0 - 180DEG
γ Interval: 1.0DEG
Test System:EVERFINE GO-SPEX500_V1 SYSTEM V2.00.461
Humidity:65.0%
Test Distance:3.160m [K=1.0000]
Remarks: LAMP:BXRE-30H1000-A-83 Ra:97
LENS: HLTJ00281 HL-52 55R+SG-004
DRIVER: RISE DRIVER 350mA
30minutes warm-up

Planar Illuminance Curve



C Range: 0 - 360DEG
 C Interval: 30.0DEG
 Test Speed: HIGH
 Temperature: 25.3 °C
 Operators: zoe
 Test Date: 2023-6-27

γ Range: 0 - 180DEG
 γ Interval: 1.0DEG
 Test System: EVERFINE GO-SPEX500_V1 SYSTEM V2.00.461
 Humidity: 65.0%
 Test Distance: 3.160m [K=1.0000]
 Remarks: LAMP: BXRE-30H1000-A-83 Ra: 97
 LENS: HLTJ00281 HL-52 55R+SG-004
 DRIVER: RISE DRIVER 350mA
 30minutes warm-up



LUMINOUS DISTRIBUTION INTENSITY DATA

Test:U:120.10V I:0.1147A P:13.589W PF:0.9844 Freq:59.98Hz Lamp Flux:1339.9x1 lm		
NAME: 2319.201Z-H3AM-350	TYPE:	WEIGHT:
SPEC.: 3000K	DIM.:	SERIAL No.: 2306270756
MFR.: RISE	SUR.: 0.002826m2	Shielding Angle:

Table--1

UNIT: cd

C(DEG) γ (DEG)	0	30	60	90	120	150	180	210	240	270	300	330						
0	955	955	955	955	955	955	955	955	955	955	955	955						
5	918	922	930	932	924	911	904	910	927	937	932	921						
10	816	827	853	864	839	806	792	805	846	874	856	824						
15	691	703	729	738	708	675	660	673	716	745	728	697						
20	560	568	568	536	550	538	528	533	548	539	568	560						
25	424	427	370	279	362	397	391	389	346	283	385	420						
30	296	293	174	95.1	179	270	267	260	160	98.2	206	289						
35	203	190	61.6	37.7	69.6	178	183	167	57.9	38.5	85.7	191						
40	139	118	28.4	24.9	31.4	115	125	105	28.3	24.5	38.6	125						
45	89.9	71.0	20.9	18.8	22.4	71.7	78.4	59.9	20.7	17.7	26.6	76.4						
50	69.5	36.1	17.1	15.1	17.6	38.2	56.5	30.6	16.5	14.1	20.0	41.9						
55	42.0	21.7	13.5	13.4	13.1	25.3	39.0	20.0	13.0	12.7	14.1	30.2						
60	27.1	17.7	10.2	12.0	9.65	18.9	25.6	14.9	9.92	11.2	9.92	18.5						
65	19.8	12.2	7.93	10.3	7.45	11.7	20.4	10.7	7.63	9.73	7.54	14.9						
70	20.0	8.54	6.14	8.91	6.53	9.39	17.7	7.24	5.84	8.34	6.58	9.77						
75	15.1	6.22	5.28	6.72	5.09	7.20	15.0	5.37	4.60	6.17	5.30	7.73						
80	11.2	4.29	3.59	4.03	3.34	4.38	9.76	3.33	2.94	3.57	3.35	4.86						
85	4.59	1.93	1.65	1.56	1.42	1.85	3.38	1.35	1.19	1.29	1.44	2.24						
90	0.00	0.00	0.00	0.00	0.00	0.00	0.00	0.00	0.00	0.00	0.00	0.00						
95	0.00	0.00	0.00	0.00	0.00	0.00	0.00	0.00	0.00	0.00	0.00	0.00						
100	0.00	0.00	0.00	0.00	0.00	0.00	0.00	0.00	0.00	0.00	0.00	0.00						
105	0.00	0.00	0.00	0.00	0.00	0.00	0.00	0.00	0.00	0.00	0.00	0.00						
110	0.00	0.00	0.00	0.00	0.00	0.00	0.00	0.00	0.00	0.00	0.00	0.00						
115	0.00	0.00	0.00	0.00	0.00	0.00	0.00	0.00	0.00	0.00	0.00	0.00						
120	0.00	0.00	0.00	0.00	0.00	0.00	0.00	0.00	0.00	0.00	0.00	0.00						
125	0.00	0.00	0.00	0.00	0.00	0.00	0.00	0.00	0.00	0.00	0.00	0.00						
130	0.00	0.00	0.00	0.00	0.00	0.00	0.00	0.00	0.00	0.00	0.00	0.00						
135	0.00	0.00	0.00	0.00	0.00	0.00	0.00	0.00	0.00	0.00	0.00	0.00						
140	0.00	0.00	0.00	0.00	0.00	0.00	0.00	0.00	0.00	0.00	0.00	0.00						
145	0.00	0.00	0.00	0.00	0.00	0.00	0.00	0.00	0.00	0.00	0.00	0.00						
150	0.00	0.00	0.00	0.00	0.00	0.00	0.00	0.00	0.00	0.00	0.00	0.00						
155	0.00	0.00	0.00	0.00	0.00	0.00	0.00	0.00	0.00	0.00	0.00	0.00						
160	0.00	0.00	0.00	0.00	0.00	0.00	0.00	0.00	0.00	0.00	0.00	0.00						
165	0.00	0.00	0.00	0.00	0.00	0.00	0.00	0.00	0.00	0.00	0.00	0.00						
170	0.00	0.00	0.00	0.00	0.00	0.00	0.00	0.00	0.00	0.00	0.00	0.00						
175	0.00	0.00	0.00	0.00	0.00	0.00	0.00	0.00	0.00	0.00	0.00	0.00						
180	0.00	0.00	0.00	0.00	0.00	0.00	0.00	0.00	0.00	0.00	0.00	0.00						

C Range: 0 - 360DEG
C Interval: 30.0DEG
Test Speed: HIGH
Temperature:25.3℃
Operators:zoe
Test Date:2023-6-27

γ Range: 0 - 180DEG
γ Interval: 1.0DEG
Test System:EVERFINE GO-SPEX500_V1 SYSTEM V2.00.461
Humidity:65.0%
Test Distance:3.160m [K=1.0000]
Remarks: LAMP:BXRE-30H1000-A-83 Ra:97
LENS: HLTJ00281 HL-52 55R+SG-004
DRIVER: RISE DRIVER 350mA
30minutes warm-up